


This article was downloaded by: [Tomsk State University of Control Systems and Radio]

On: 20 February 2013, At: 12:42

Publisher: Taylor & Francis

Informa Ltd Registered in England and Wales Registered Number: 1072954
Registered office: Mortimer House, 37-41 Mortimer Street, London W1T 3JH, UK



Molecular Crystals and Liquid Crystals

Publication details, including instructions for authors and subscription information:

<http://www.tandfonline.com/loi/gmcl16>

Optical Investigations of the Electrical Anisotropy of α - and β - (BEDT-TTF) $_2$ I $_3$

B. Koch ^a, H. P. Geserich ^a, W. Ruppel ^a, D. Schweitzer ^b, K. H. Dietz ^c & H. J. Keller ^c

^a Institut für angewandte Physik, Universität Karlsruhe, Fed. Rep. of Germany

^b Max-Planck-Institut für medizinische Forschung, Heidelberg, Fed. Rep. of Germany

^c Anorganisch-chemisches Institut, Universität Heidelberg, Fed. Rep. of Germany

Version of record first published: 17 Oct 2011.

To cite this article: B. Koch, H. P. Geserich, W. Ruppel, D. Schweitzer, K. H. Dietz & H. J. Keller (1985): Optical Investigations of the Electrical Anisotropy of α - and β - (BEDT-TTF) $_2$ I $_3$, Molecular Crystals and Liquid Crystals, 119:1, 343-346

To link to this article: <http://dx.doi.org/10.1080/00268948508075183>

PLEASE SCROLL DOWN FOR ARTICLE

Full terms and conditions of use: <http://www.tandfonline.com/page/terms-and-conditions>

This article may be used for research, teaching, and private study purposes. Any substantial or systematic reproduction, redistribution, reselling, loan, sub-licensing, systematic supply, or distribution in any form to anyone is expressly forbidden.

The publisher does not give any warranty express or implied or make any representation that the contents will be complete or accurate or up to date. The accuracy of any instructions, formulae, and drug doses should be independently verified with primary sources. The publisher shall not be liable for any loss, actions, claims, proceedings, demand, or costs or damages whatsoever or howsoever caused arising directly or indirectly in connection with or arising out of the use of this material.

OPTICAL INVESTIGATIONS OF THE ELECTRICAL ANISOTROPY
OF α - AND β - (BEDT-TTF)₂I₃ *

B.KOCH, H.P.GESERICH, and W.RUPPEL
Institut für angewandte Physik, Universität
Karlsruhe, Fed.Rep. of Germany

D.SCHWEITZER
Max-Planck-Institut für medizinische Forschung,
Heidelberg, Fed.Rep. of Germany

K.H.DIETZ and H.J.KELLER
Anorganisch-chemisches Institut, Universität
Heidelberg, Fed.Rep. of Germany

Abstract The anisotropy of the electrical transport properties at room temperature of the α - and β -phase of (BEDT-TTF)₂I₃ was determined from the polarized reflectance spectra.

INTRODUCTION

Among the BEDT-TTF radical salts the (BEDT-TTF)₂I₃ has now attracted special interest, because superconductivity at ambient pressure has been recently observed in the β -phase of this compound¹. Like the other metallic salts of this family, both (BEDT-TTF)₂I₃ phases show metallic conduction in two dimensions. It was the aim of the present paper to determine the principal axes of the tensor of the electrical conductivity, of the effective mass, and of the collision time of the free carriers, and further to estimate the values of the band width and of the mean free path.

* This work was supported by the Stiftung Volkswagenwerk

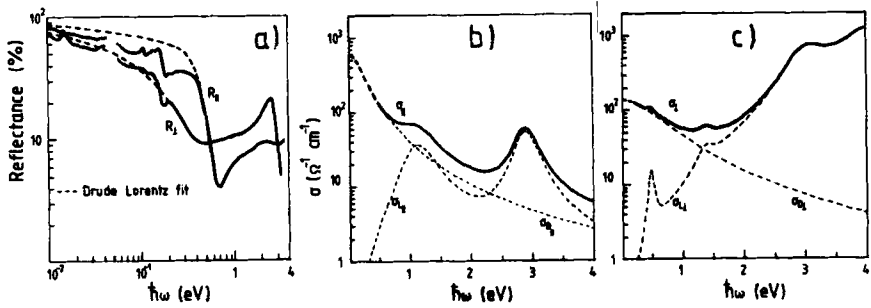


FIGURE 1 Polarized reflectance spectra (a) and conductivity functions σ_{\parallel} (b) and σ_{\perp} (c) of α -(BEDT-TTF) $_2$ I $_3$, (001) plane

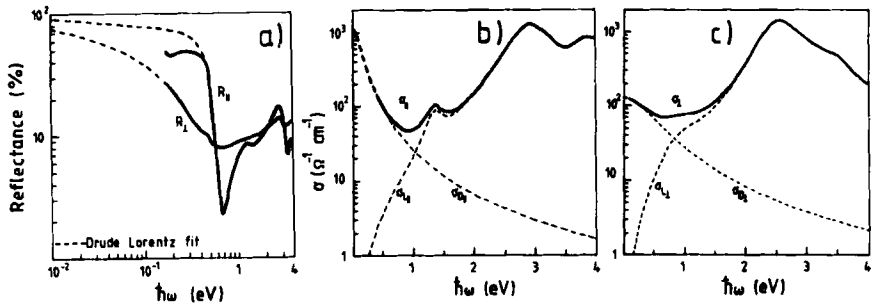


FIGURE 2 Polarized reflectance spectra (a) and conductivity functions σ_{\parallel} (b) and σ_{\perp} (c) of β -(BEDT-TTF) $_2$ I $_3$, (001) plane.

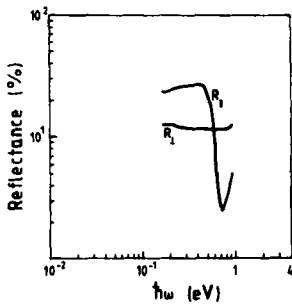


FIGURE 3 Polarized reflectance spectra of β -(BEDT-TTF) $_2$ I $_3$, (100) plane.

CRYSTALLOGRAPHIC AND EXPERIMENTAL DETAILS

Both phases crystallize in the triclinic space group $P1$ (α -phase: $a = 9.211 \text{ \AA}$, $b = 10.850 \text{ \AA}$, $c = 17.488 \text{ \AA}$, $\alpha = 96.95^\circ$, $\beta = 97.97^\circ$, $\gamma = 90.75^\circ$, $Z = 2$; β -phase: $a = 6.615 \text{ \AA}$, $b = 9.097 \text{ \AA}$, $c = 15.291 \text{ \AA}$, $\alpha = 94.35^\circ$, $\beta = 95.55^\circ$, $\gamma = 109.75^\circ$, $Z = 1$)²⁻⁴ and show metallic conduction parallel to the (001) plane. This plane includes the stack axis of the BEDT-TTF molecules, which is in the α -phase parallel to the [100] and in the β -phase parallel to the [110] direction. The reflectance spectra were generally obtained on (001) surfaces with the exception of Fig.3, where a (100) surface of the β -phase was investigated.

EXPERIMENTAL RESULTS AND DISCUSSION

Fig.1 to 3 show the polarized reflectance spectra of both phases at room temperature. In Fig.1 and 2 the directions of polarization coincide with the principal axes of the tensor of the optical conductivity. This was found by stepwise rotation of the polarizer. The existence of plasma edges of different shape and different spectral position for the two directions of polarization indicates a remarkable anisotropy of the electrical properties within the metallic plane for both phases. Analyzing R_{\parallel} and R_{\perp} by a Lorentz-Drude model, the spectral distribution of the conductivity functions are obtained. These functions can be extrapolated to zero energy leading to an optical value for the dc-conductivity. It is interesting to note that in the α -phase the direction of the highest metallic conductivity $\sigma_{0\parallel}$ is found to be nearly perpendicular to the stack axis. That means that in this case the orbitals of the BEDT-TTF molecules overlap preferably side by side and not along the stack axis.

On the contrary in the β -phase the highest conductivity extends along the stack axis. In Fig.3 the nearly constant reflectance spectrum R_{\perp} which belongs to the direction of polarization perpendicular to the metallic plane, shows the lack of metallic conduction along the c-axis.

As the free carrier concentration N is known from the chemical composition, also the principal axis of the effective mass tensor m^* can be calculated from the optical results. On the basis of the tight-binding model further the band width $4t$ in the direction of the principal axes of the conductivity tensor, the Fermi velocity V_F , and the mean free path Λ can be estimated.

TABLE I Transport properties of $(\text{BEDT-TTF})_2\text{I}_3$

	N ($10^{21}/\text{cm}^3$)	$\frac{m^*}{m_0}$	τ (10^{-15}s)	$4t$ (eV)	V_F ($10^{15}\text{\AA}/\text{s}$)	Λ (\AA)
α	[010]	1.3	2.5	1	2.8	7
	1.16					
	[100]	3.2	1.3	0.4	1.8	2.3
β	[110]	1.3	4.2	0.9	2.9	12
	1.16					
	[1 $\bar{3}$ 0]	2.2	0.9	0.6	2.2	2

REFERENCES

1. E.B.Yagubskii, I.F.Schegolev, V.N.Laukhin, P.A.Kononovich, M.V.Kartsovnic, A.V.Zvarykina, and L.I.Buravov, Pis'ma Zh.Eksp.Teor.Fiz. **39**, 12 (1984).
2. K.Dietz, H.Endres, H.W.Helberg, J.Henning, H.J.Keller H.W.Schäfer and D.Schweitzer, Mol.Cryst.Liq.Cryst., **107**, 45(1984)
3. T.Mori, A.Kobayashi, Y.Sasaki, H.Kobayashi, G.Saito and H.Inokuchi, to appear in Chem.Lett.
4. J.Henning, K.Bender, D.Schweitzer, U.Dietz, H.Endres, and H.J.Keller, Proceedings: Physics and Chemistry of Low-Dimensional Synthetic Metals, Abano Terme, Mol. Cryst.Liq.Cryst., in print.